

**REPORT TO CALGARY POLICE COMMISSION****2025 Annual De-Escalation and Use of Force Report****ISC:**  Unclassified    Protected A    Protected B**Date** | 2026 05 12**Submitted for** Information only    Discussion    Decision / Approval**Type of Meeting**

- |   |  |
|---|--|
| <input type="checkbox"/> Commission Week 1  | <input checked="" type="checkbox"/> Commission Regular Meeting |
| <input type="checkbox"/> Commission Week 2<br>(Reserved for Finance, Audit, Infrastructure) | <input checked="" type="checkbox"/> Public Session             |
| <input type="checkbox"/> Commission Week 3  | <input type="checkbox"/> In-camera with CPS                    |

**Reason for Report**

- Police Act*, Police Service Regulation, or Police Conduct and Oversight Regulation
- Obligation under Commission policy
- Report on program or update on progress
- Response to Motion
- Other: Commitment to Anti-Racism

**Recommendations**

It is recommended the 2025 De-Escalation and Use of Force Report is presented at the CPC Regular Meeting session on May 27<sup>th</sup>, 2026.

**Background / Analysis / Considerations / Next Steps**

In accordance with the Alberta Provincial Policing Standards (OP 9.4) which requires an annual review and analysis of use of force procedures and incidents, the CPS provides annual and semi-annual reports on de-escalation and use of force. Details on the counts of use of force incidents, and methods of force are provided in the 2025 De-Escalation and Use of Force (DEUoF) Annual Report.

Findings of the 2025 Annual DEUoF Report shows that the volume of incidents involving force has decreased in 2025 for the second year since a five-year high in 2023 – despite increases in officer-public interactions and in certain crime types affecting the use of force. The ratio of 1 incident involving the use of force in every 788 officer-public interactions is below the five-year average. Some of the individual methods of force use (dynamic takedowns, conducted energy weapons, spit mask, firearm pointed) decreased, while some increased (police service dog contacts, stuns/strikes).

The De-Escalation and Use of Force report details the volatility of the situations involving use of force, where most subjects were described as exhibiting symptoms of intoxication or distress. The outcome of these incidents frequently results in the subject being apprehended under one of the Mental Health Act forms.

## Attachments

---

2025 Annual De-Escalation and Use of Force Report

## Approval signatures

---

### AUTHOR signature:

*Alexandra Hrk*

2026-05-12

*Strategic Analyst*

Date

*Corporate Data Analytics  
Strategic Services*

---

### REVIEWED BY signature:

*Rebecca Davidson*

2026-05-12

*Manager*

Date

*Corporate Data Analytics  
Strategic Services*

---

### REVIEWED BY signature:

*Sandra Jacobi*

2026-05-12

*Director*

Date

*Strategic Services Section*

---

**EXECUTIVE SPONSOR signature:**



2026-05-20

---

*Asif Rashid, Deputy Chief*

Date

*Bureau of Organizational Performance*

---

**CHIEF OF POLICE signature:**



2026-05-20

---

*Katie McLellan, Chief Constable*

Date

---

**PUBLICATION DATE**

2026.05.05

**AUTHORS**

Corporate Data & Analytics Unit

2025 CPS REPORT

# DE-ESCALATION AND USE OF FORCE



**CALGARY  
POLICE  
SERVICE**

# INTRODUCTION

The Calgary Police Service (CPS) is committed to transparency, accountability, and continuous improvement in de-escalation and use of force (DEUoF) policy, training, and practices. Annual reporting is also a requirement under the Alberta Provincial Policing Standards. This report provides a summary of force used by CPS officers in 2025. It also includes advancements achieved, initiatives in progress and an outline of future work.

Internally, the report informs ongoing organizational learning, the research and adoption of best practices, and response to local and global trends.

# EXECUTIVE SUMMARY

The volume of officer-public interactions in 2025 increased, both from previous year and from the 5-year average (by 4% and 6%, respectively). Overall call and public calls for service (CFS) volume increased and so did certain crime types (domestic violence, assaults, personal robberies). Despite the higher counts of officer-public interactions, the overall growth of Calgary's population (16.4% since 2020), an increasingly complex environment in which officers operate, and the intensity and dynamics of certain types of calls for service, force use volume declined in 2025.

Force incidents (750) decreased 8% from 2024 and 14% from 5-year average (869), and deployments of the most frequently used individual methods of force decreased as well. The 750 incidents reported represent officers using force in 0.13% (or one in every 788) officer-public interactions<sup>1</sup>, which means 99.87% of office-public interactions did not involve any use of force.

Training, education, reviews of use of force, reporting and feedback focus on de-escalation and communication skills and compliance with policy and procedures. In 2025, the Chief Crowfoot Learning Centre (CCLC) welcomed a new Force Review Officer and a new Continuous Development & Compliance Officer. Their positions review and assess occurrences involving the

---

<sup>1</sup> Public contacts are calculated as a sum of (public-generated) dispatched calls for service, on-view calls for service (officer-generated), traffic stops, walk-ins, officer-issued summonses (no automated enforcement) and persons arrested. ("Persons arrested" category replaced previously used "persons charged" as persons arrested are a better measure of in-person contacts between officers and public). The actual public contact counts are higher than this calculated sum as certain types of in-person officer-public interactions are not quantifiable. See Table 4 for details.

use of force, including vehicle-based tactics (VBT) and pursuits, and formulate feedback for recruit and officer formation, training and performance.

With the goal of de-escalating incidents for officers, subjects and overall public safety, the CPS continues researching and implementing equipment improvements. A most recent example of this is equipping patrol vehicles with tire deflation devices, used to immobilize vehicles posing elevated public safety risks in areas with vehicular and/or pedestrian traffic. This technology and corresponding training ensure the CPS is in alignment with best practices.

## **KEY TRENDS IN 2025**

**(COMPARED TO 5-YEAR AVERAGE)<sup>2</sup>**

Reported incidents involving police use of force in 2025 decreased in volume compared both to previous year and the 5-year average. Reductions in deployment are also observed across conducted energy weapons and takedowns. The volume of public contacts increased by 4%, but the frequency of force incidents decreased (-8%), to one in approximately 788 interactions.

Declines in the reported use, where the 2025 volumes represented a second year of decreases from a five-year high in 2023, were observed in the use of:

- Conducted energy weapons (CEWs) (n<sub>2025</sub>=135, n<sub>2024</sub>=162, avg=165)
- Dynamic takedowns (n<sub>2025</sub>=275, n<sub>2024</sub>=335, avg=290)
- Firearm pointed (n<sub>2025</sub>=16, n<sub>2024</sub>=23, avg=23)

The key trends are explored further under Analysis of Selected Methods of Force in this report.

---

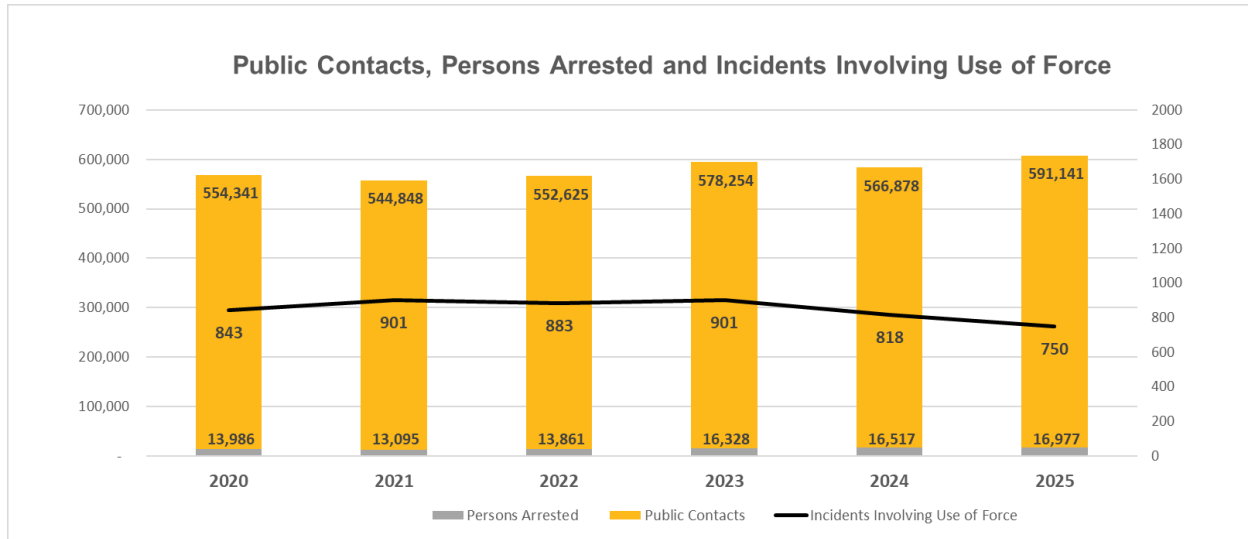
<sup>2</sup> See Table 1 and Table 5.

# TABLE OF CONTENTS

<b>INTRODUCTION .....</b>	<b>1</b>
<b>EXECUTIVE SUMMARY .....</b>	<b>2</b>
<b>Key Trends in 2025 .....</b>	<b>3</b>
<b>ANALYTICAL SUMMARY .....</b>	<b>5</b>
<b>ANALYSIS OF SELECTED METHODS OF FORCE .....</b>	<b>8</b>
<b>Vehicle-Based Tactics (VBT) .....</b>	<b>8</b>
<b>Tire Deflation Devices .....</b>	<b>9</b>
<b>ANALYSIS OF FORCE SUBJECTS .....</b>	<b>10</b>
<b>Force Subject Population .....</b>	<b>10</b>
<b>Force Subject Behaviours and Impairment .....</b>	<b>11</b>
<b>2025 ACHIEVEMENTS &amp; INITIATIVES UNDERWAY .....</b>	<b>12</b>
<b>APPENDIX A - DETAILED DATA TABLES .....</b>	<b>14</b>
<b>APPENDIX B - REPORTING REQUIREMENTS .....</b>	<b>16</b>
<b>APPENDIX C - GLOSSARY OF TERMS AND DEFINITIONS .....</b>	<b>17</b>

# ANALYTICAL SUMMARY

Figure 1 – Public Contacts, Persons Arrested and Incidents Involving Use of Force



More than 590,000 public contacts<sup>3</sup> with CPS officers occurred in 2025, representing a slight increase from 2024 (+4%), and from the 5-year average (+6%). This count represents the highest volume in all six years examined in this report and is driven by increases in officer-generated calls for service (on-view calls and traffic stops) and in public-generated (dispatched and walk-in) calls for service.

Reporting obligations outlined in the CPS DEUoF policy indicate an exhaustive list of force methods for which SBOR<sup>4</sup> reporting is required. Force was reported in 750 incidents in 2025, which means in approximately 1 in 788 of the ~590,000 public contact interactions<sup>5</sup>. All incidents involving the use of force are reviewed by the Force Review Officers (FROs) to ensure compliance with training, policies, and SOPs<sup>6</sup> (including the NRP<sup>7</sup> principle) related to deployment and reporting of force.

<sup>3</sup> See Table 8.

<sup>4</sup> See Appendix B for details regarding reporting requirements. Subject Behaviour/Officer Response (SBOR) is a report type, designed to capture details of incidents involving officer de-escalation and use of force.

<sup>5</sup> This report presents the counts of incidents where a given method was used, not the counts of officers deploying a specific method. In any incident, more than one method by one or more officers may be used, which means the sum of individual method counts will always be higher than the total incident counts.

<sup>6</sup> Standard Operating Procedure

<sup>7</sup> In the context of Canadian policing, the NRP principle stands for necessary, reasonable and proportionate. This guides the officer decision-making regarding the use of force, ensuring it is lawful, accountable and aligned with best practices in public safety.

Crime and disorder trends in 2025 show patterns consistent with prior years. Violent crime volume has been increasing since 2020, particularly assaults (+19% over five-year average) and person robberies (+10% over five-year average) consisting mostly of youth robbing other youth of cellphones, high-end shoes and clothing, and backpacks. Commercial robberies decreased in 2025 (-6%). Domestic violence has been rising for the last four years and in 2025 was 22% above five-year average. Property-related crime also increased (+4% from average, driven mostly by theft and fraud) but break-and-enters registered lower than average (-23%) and so did vehicle crime (-20%). These trends correlated with the types of calls where officers deployed force.

The overall volume of force used in 2025 decreased in comparison with previous years. Several factors played a role in the decrease:

- A large-scale downtown enforcement operation (Operation Order) resulted in a number of arrests and reduced additional calls for service related to social disorder and crime.
- The Safer Calgary campaign (a focused enforcement initiative designed to enhance public safety in Calgary's downtown high priority areas) was a direct response to community needs related to Calgary citizens, commuters and business owners. CPS officers worked in conjunction with Transit Public Safety, Calgary Community Safety, Alberta Health Services – Emergency Health Services and the Alberta Sheriffs partners to conduct strategic patrols, focused enforcement and community outreach, in the interest of improving public feelings of safety downtown and connecting individuals with the supports they need. IT addressed matters, such as Transit violence, certain types of crime (e.g., related to drugs, person robberies and assaults) and social disorder. This initiative resulted in hundreds of charges, prevented additional calls for service and reduced violent crime and behaviours (especially when dealing with police) at large in the city's core. A portion of these interactions presented prime de-escalation tactics.
- An extensive initiative by the Community Engagement Response Team (CERT) self-generated hundreds of calls, resulted in dozens of arrests and hundreds of summonses issued. This proactive policing approach assisted in mitigating crime and disorder in the affected locations. CERT are dedicated teams aimed at high crime areas and transit corridors, positively impacting social disorder in public spaces, community and transit safety, aid in resourcing for evolving social disorder issues, and work with partners in focusing on high-system users impacting social disorder and crime.
- A high visibility of police presence at major events (like the G7 summit, the Calgary Stampede, annual motorcycle runs of outlaw motorcycle clubs, hundreds of sports events, musical performances, cultural and community events, rallies and protests) prevented many volatile incidents.

The proactive work and initiatives put forward by CPS officers involved individual degrees of de-escalation, which aided in preventing particular situations from intensifying and turning into more serious events potentially requiring the use of force.

Figure 2 – Top 5 Most Frequent CFS Involving Use of Force, 2025

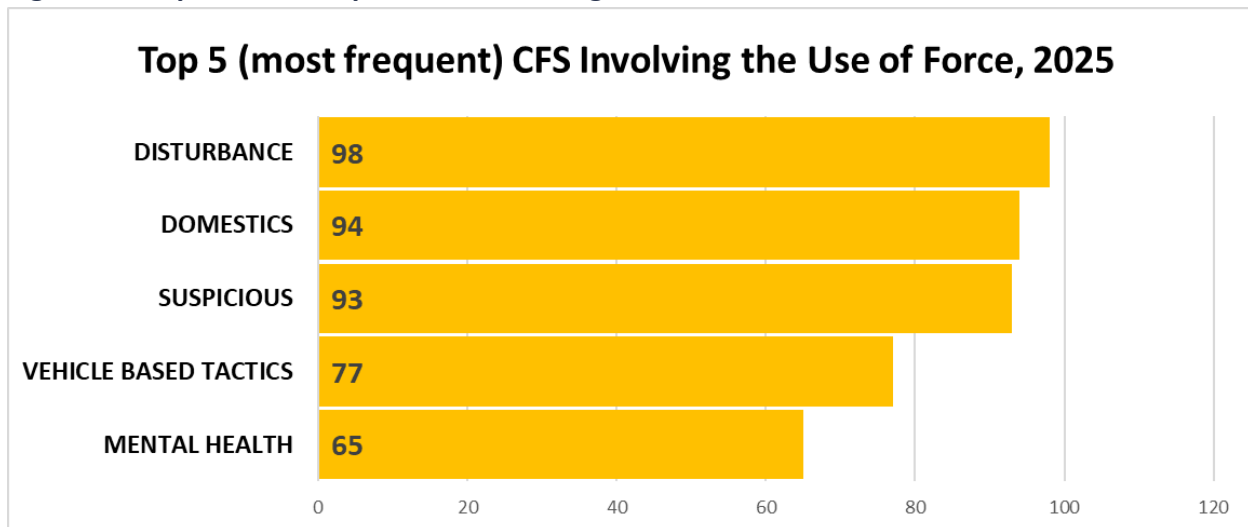


Figure 2 shows a breakdown of the top five (most frequent) types of call for service (CFS) resulting in officer force deployment. These calls are often emotionally charged and/or volatile situations, frequently involving violent behaviours, impairment, or a sudden decline in a person’s mental health.

The fact that vehicle-based tactics (VBT) calls “placed” in the top 5 most frequently occurring calls for service involving force speaks to the volume and intensity of certain vehicle- and driving-related calls. A large portion of the VBT calls relate to stolen vehicles being driven erratically and at dangerous speeds, often by impaired drivers (in 2025 it was ~60%), presenting an elevated danger to the public.

Starting with 2025, the CPS has amended the methodology in establishing the count of public contacts. The ‘persons charged’ dataset was replaced with counts of ‘persons arrested’ as this is more reflective of the type of in-person officer-public interactions. The datasets of arrested persons and of force subjects correlate and overlap. In 2025, arrests most frequently occurred in relation to incidents classified as assaults (including common assaults, assaults with weapon or causing bodily harm), shoplifting, and failure to comply with release order(s).

# ANALYSIS OF SELECTED METHODS OF FORCE

## VEHICLE-BASED TACTICS

The CPS has introduced vehicle-based tactics (VBT) in 2020 as a strategy, a tool, and tactics to manage driving-related calls for service threatening public safety. When this tactic is used in a call for service, the call for service type is changed (re-coded) to a VBT call type. This is a 'major call' - a critical call, given the prioritization, immediate resource deployment, and officer and public safety implications. This allows for a rapid response and efficient management of officer personnel.

VBT encompasses a range of measures officers can employ to safely apprehend the driver and/or occupants of a motor vehicle, including prevention and intervention techniques, tools and/or tactics, vehicle disabling devices or an intentional vehicle contact. It is deployed to prevent escalation of use of force in situations potentially presenting an increased public and officer safety risk and/or to avoid police pursuits.

VBTs, just like any other method of force, adhere to the NRP Principle (necessary, reasonable, proportionate) and may range from disengagement, blocking, static or mobile vehicle containment, pinning, immobilization techniques and ramming. The tactic carries along its own specific training, qualification, approval, and reporting system, and a corresponding policy piece.

All CPS patrol and certain specialty unit officers are trained in basic VBT tactics (VBT-B), and some are trained in advanced VBT tactics (VBT-A; requiring a requalification every two years).

## VBT AND OTHER FORCE METHODS

- In 2025, 75% of incidents where vehicle-based tactics were deployed, no other additional method of force was reported.
- In approximately 25% of incidents the VBT deployment was accompanied by the use of some other force method - most frequently with the use of a tire deflation device (in 10% of occurrences), a dynamic takedown or the use of OC spray (both in 7% of occurrences). These are methods used to aid in removing the driver (subject) from the vehicle to safely apprehend them and stop the threat to public safety they represent.

## **VBT AND TYPES OF CALL FOR SERVICE**

- Almost 70% of VBT-involving calls in 2025 were generated by the public, and ~31% were generated by officers.
- In 2025, VBT calls most frequently started as calls involving suspicious vehicles (39%), welfare checks (19%), traffic-related calls (11%), and reports of impaired driver (7%).

## **VBT IMPLICATIONS**

- A VBT-B or VBT-A is not always achievable, given the positioning or behaviours of subject vehicle, taking into consideration the physical layout of the surrounding area, and mostly any safety risks posed to the general public, the subject driver and officers. Not every approved VBT situation translates into an actual deployment.
- Police vehicle availability may be limited – both to achieve the desired vehicle immobilization (most of the time, three or more vehicles are needed) and the impact on CPS vehicle fleet post-deployment (vehicle checks are mandatory after deployments to ensure the safety and roadworthiness of each involved vehicle).
- Counts and availability of qualified officer drivers in VBT-Advanced tactics (VBT-A requires a requalification every two years). This will resolve with upcoming VBT-A training sessions offered and completed in 2026.

## **TIRE DEFLATION DEVICES**

Tire Deflation Devices (TDDs) are a valuable tool that assists in curtailing dangerous driving behaviours by helping to immobilize a vehicle. The CPS has introduced TDDs in late 2024 as an additional tool to manage driver/driving-related CFS threatening public safety.

A TDDs is a specialized tool used by law enforcement to reduce the need for or safely end a vehicle pursuit by puncturing and gradually deflating a fleeing suspect's tires, reducing speed and control without causing an immediate loss of steering or braking effectiveness. A properly deployed TDD can significantly increase the likelihood of pursuit termination while lowering collision risk and severity compared to prolonged high-speed chases. TDDs are regarded as an effective intermediate-force tool that balances enforcement objectives with public and officer safety.

CPS officers started using TDDs in December of 2024 and have successfully deployed it 25 times in 2025. It is currently available in a sizeable portion of patrol vehicles and work is underway to expand the availability, along with additional trained officers in 2026.

# ANALYSIS OF FORCE SUBJECTS

## FORCE SUBJECT POPULATION

The 2025 dataset includes 750 occurrences involving a total of 763 subjects (some incidents involve more than one subject). More than 99% of the subjects were identified<sup>8</sup>.

- 98% of incidents involving force included only one force subject.
- 43 subjects (6% of all) were repeat subjects, meaning they were involved in more than one incident involving force in 2025. This finding is consistent with the previous year.
- 83% of force subjects were male, and 17% were female. The proportion of female subjects decreased in 2025 for the first time after gradual increases throughout the years 2020-2024 and reaching an all-time high of 23% in 2024.
- The average force subject was 34 years old. The average age of a male subject was also 34 years; this is consistent over the last 3 years. The average age of female subjects was 35 years, older than in 2024 (31 years) and in 2023 (33 years).

**Table 1- Force Subject Population**

2025 INCIDENTS	SUBJECTS
750 incidents	763 total subjects -> 758 identified -> of which: 717 involved once in 2025 5 unknown   41 involved more than once: 35 twice 5 three times 1 four times
750 incidents	738 (98.4%) of incidents involved 1 subject 11 (1.5%) of incidents involved 2 subjects 1 (0.1%) of incidents involved 3 subjects

Previous findings presented in CPS de-escalation and use of force reports support the general understanding that the force subject population is not directly comparable with the general population. Most force subjects have been criminally charged in their past and the encounter in which force was used was not their first interaction with a police officer. The repeat involvement of some force subjects (41 persons were involved in more than one incident involving force within the same year) also correlates.

It is important to re-iterate the majority of interactions between police and the public (99.85%) do not involve any use of force. Most people never experience a use of force encounter - due to the nature of the interaction, and because of their compliance and/or the officer ability to de-escalate the situation and gain voluntary compliance.

<sup>8</sup> Unknown subjects relate to people who escape from police before they are identified. This was the case for five subjects in 2025.

## FORCE SUBJECT BEHAVIOURS AND IMPAIRMENT

Incidents concluding with the deployment of some method of force typically involve agitated, assaultive persons, often intoxicated by drugs and/or alcohol, attempting or actively harming others or themselves, and experiencing distress<sup>9</sup>. The incidents tend to be volatile and present a need for a fast and safe de-escalation to prevent further injuries or harm.

- More than half of force subjects (54%) were exhibiting symptoms of intoxication by either drugs and/or alcohol; fewer than in 2024 (58%) but still a substantial segment of the subject population. This impairment finding is consistent with previous years' analyses where it ranged between 49%-60%.
- One in every five subjects in the dataset presented symptoms of emotional distress (21%), this is also very consistent with prior years. It is presumed this portion of subject population are persons showing signs of elevated distress, since circumstantial evidence suggests almost all force subjects show some degree of distress – irritability, agitation, anxiety, mood swings, decreased rational thinking and decision-making, etc.
- 22%, one fifth of all subjects, presented as neither impaired nor significantly distressed.

---

<sup>9</sup> Evident from behaviours like physical and verbal aggression, throwing or breaking objects, shouting, crying, assaultive disposition, and self-harming.

# 2025 ACHIEVEMENTS & INITIATIVES UNDERWAY

Ongoing improvement remains a focus of the Service. To this end, the Chief Crowfoot Learning Centre (CCLC) and the de-Escalation and Use of Force Committee<sup>10</sup> works to continuously improve our approach to policy, equipment, training delivery, and supporting our members. The CPS' commitment to public trust, transparency, and accountability is reflected in current projects aimed at achieving these goals in the following areas:

## **Policy**

The Vehicle-Based Tactics policy, Pursuits policy and De-Escalation and Use of Force policy are being currently reviewed under their biennial revision schedule to ensure they are up to date and reflective of the current operating environment, training, equipment, procedures, and reporting. The aim of these reviews is to provide officers with the best possible evidence-based guidelines and reference and aid in decision-making in their daily work.

## **Reporting, reviews and analysis**

Significant efforts are expended each year to ensure the most complete, accurate, and detailed reporting of events involving officer use of force, along with an in-depth analysis of the incidents, individual force methods and officer and subject safety. The Continuous Development and Compliance Unit (CDCU) is currently exploring the possibility of integrating the force reporting system directly integrated into the CPS main records management system (RMS). This would enhance the data completeness and accuracy and shorten the reporting and review timelines for incidents involving force and vehicle-based tactics, including the deployment of tire deflation devices.

## **Organizational learning**

The CDCU has been developing and testing a new system for supervisors which tracks and summarizes firearm qualification status of active members. It provides a tool for monitoring certifications, visualization of performance indicators and includes a warning system for recent and upcoming expirations.

A system of capturing and analyzing operational debriefs (internal reports written at the conclusion of selected occurrences) is currently being built by the CDCU. This system will inform considerations and best practices related to training, qualifications, equipment, strategy,

---

<sup>10</sup> The De-Escalation and Use of Force Committee is a body comprised of subject matter experts from different areas of the Service (legal, policy, training and formation, recruitment, patrol, fleet, public relations, analysis and strategy, etc.) which meets regularly to discuss, improve and enhance matters related to use of force and de-escalation (training, safety, tactics, best practices, policy and procedures, equipment, reporting, etc.).

communication and communication channels and officer and subject safety, and carries a potential for a visualisation dashboard for developing workflows.

In 2025, the CPS has entered into a second year of using the De-Escalation and Use of Force Framework - a visual tool that informs how officers respond to every call for service, reflecting the importance of de-escalation techniques as a core component of policing. This framework simplifies complex concepts around use of force with plain language, and ensures legal requirements and risks are addressed. It complements CPS policies surrounding use of force, procedures and curriculum training standards.

The Alberta Association of Chiefs of Police (AACP), with consultations from all Alberta police agencies and support from the Ministry of Public Safety and Emergency Services has adopted the CPS' DEUoF Framework as the provincial standard that is to align with the Provincial Use of Force Guidelines.

### **Officer and Recruit Training**

In the fall of 2025, the CPS has been conducting a pilot project where training officers in the ERIW system and in carbine rifles is added to the Recruit Training Program (RTP). This way, officer training in the use of these two equipment pieces is accomplished already at recruit stage, prior to graduating from classes. This gives the Service an advantage of increasing the availability of trained officers in the CPS daily operations when new officers enter the patrol officer pool (vs. offering the training at a later time once they are already working in patrol).

### **Equipment**

To support officer safety and operational readiness, officers at the Westwinds campus now have CEWs available for draw at the East building. This supports officers departing Westwinds for duty assignments, making it easier to access a CEW without needing to attend a district office to draw equipment.

After introducing the TDD in late 2024 with a limited initial availability, the volume of TDD kits has expanded. Every patrol, traffic unit, gang suppression, tactical and canine team vehicle is now equipped with a TDD equipment kit.

# APPENDIX A

## DETAILED DATA TABLES

**Table 2 – Incidents Involving Use of Force and Public Contacts, 2020-2025**

Annual Report	2020	2021	2022	2023	2024	2025	2025 vs 2024	5Yr Avg	2025 vs 5Yr Avg	Trend
<b>FORCE INCIDENTS</b>										
Incidents Involving Officer Use of Force	843	901	883	901	818	750	-8.3%	869	-13.7%	
<b>PUBLIC CONTACTS</b>										
Dispatched CFS	263,391	260,875	251,197	243,099	220,340	228,399	3.7%	247,780	-7.8%	
On-View CFS	67,228	57,754	54,737	66,609	70,457	71,358	1.3%	63,357	12.6%	
T-Stops and T-Stats	77,137	80,427	88,221	97,972	110,129	115,902	5.2%	90,777	27.7%	
Walk-In CFS	27,195	30,013	38,797	43,531	29,836	34,305	15.0%	33,874	1.3%	
Officer-Issued Summonses	105,404	102,684	105,812	110,715	119,599	124,200	3.8%	108,843	14.1%	
Persons Arrested*	13,986	13,095	13,861	16,328	16,517	16,977	2.8%	14,757	15.0%	
<b>TOTAL</b>	554,341	544,848	552,625	578,254	566,878	591,141	4.3%	559,389	5.7%	
<b>PROPORTION</b>										
SBOR Reports Submitted to Public Contacts	1 in 658	1 in 605	1 in 626	1 in 642	1 in 693	1 in 788		1 in 644		
Public Contacts Resulting in an SBOR Submission	0.15%	0.17%	0.16%	0.16%	0.14%	0.13%		0.16%		

\*In 2025, counts of persons charged were replaced with counts of persons arrested as these better reflect this type of in-person interactions between officers and public.

**Table 3 – Force Method Summary, 2020-2025**

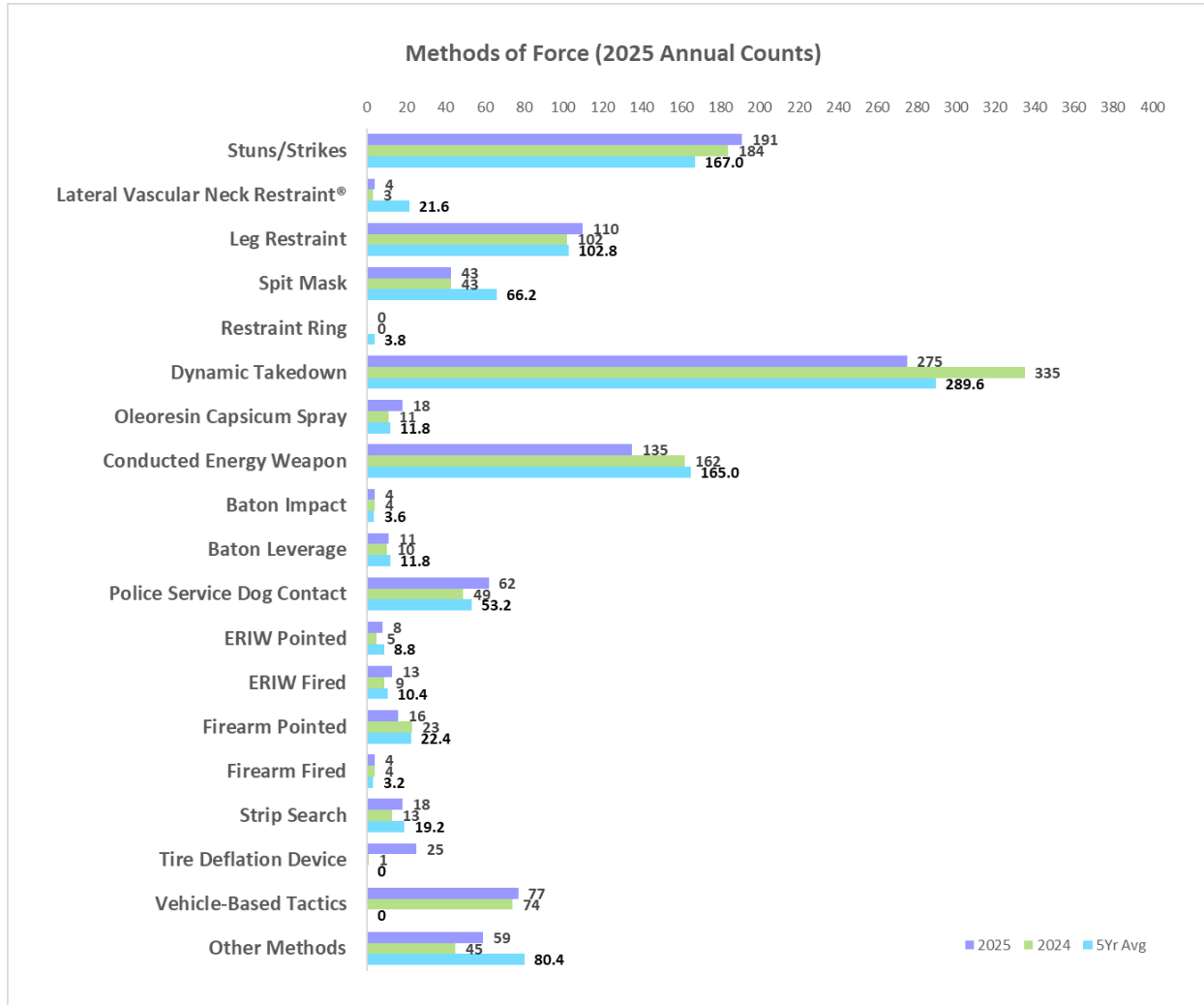
Annual Report	2020	2021	2022	2023	2024	2025	2025 vs 2024	5Yr Avg	2025 vs 5Yr Avg	Trend
<b>PHYSICAL CONTROL METHODS</b>										
Stuns/Strikes	156	151	162	182	184	191	3.8%	167.0	14.4%	
Lateral Vascular Neck Restraint®	44	40	12	9	3	4	33.3%	21.6	-81.5%	
Leg Restraint	88	103	104	117	102	110	7.8%	102.8	7.0%	
Spit Mask	85	63	70	70	43	43	0.0%	66.2	-35.0%	
Restraint Ring	11	5	1	2	0	0	0.0%	3.8	-100.0%	
Dynamic Takedown	209	233	304	367	335	275	-17.9%	289.6	-5.0%	
<b>INTERMEDIATE FORCE OPTIONS</b>										
Oleoresin Capsicum Spray	9	6	17	16	11	18	63.6%	11.8	52.5%	
Conducted Energy Weapon	139	158	155	211	162	135	-16.7%	165.0	-18.2%	
Baton Impact	2	4	3	5	4	4	0.0%	3.6	11.1%	
Baton Leverage	14	13	9	13	10	11	10.0%	11.8	-6.8%	
Police Service Dog Contact	55	55	58	49	49	62	26.5%	53.2	16.5%	
Extended Range Impact Weapon Pointed	4	13	15	7	5	8	60.0%	8.8	-9.1%	
Extended Range Impact Weapon Fired	6	10	15	12	9	13	44.4%	10.4	25.0%	
Firearm Pointed	24	12	21	32	23	16	-30.4%	22.4	-28.6%	
Firearm Fired	0	3	4	5	4	4	0.0%	3.2	25.0%	
<b>OTHER OPTIONS</b>										
Strip Search	32	29	10	12	13	18	38.5%	19.2	-6.3%	
Tire Deflation Device	N/A	N/A	N/A	N/A	1	25	N/A	N/A	N/A	
Vehicle-Based Tactics	65	91	108	88	74	77	4.1%	85.2	-9.6%	
Other Methods	69	69	79	140	45	59	31.1%	80.4	-26.6%	

Table 4 – CEW Use Detailed Summary, 2020-2025

Annual Report	2020	2021	2022	2023	2024	2025	2025 vs 2024	5Yr Avg	2025 vs 5Yr Avg	Trend
<b>CONDUCTED ENERGY WEAPON (CEW) USE - INCIDENT COUNT PER METHOD</b>										
Display or Illumination	74	84	64	94	68	44	-35.3%	77	-42.7%	
Warning Arc*	N/A	N/A	N/A	12	10	4	N/A	N/A	N/A	
Contact Mode	11	17	14	8	10	21	110.0%	12	75.0%	
Probes	57	62	66	84	77	55	-28.6%	69	-20.5%	
Combination (Contact Mode/Probes)	13	21	27	25	16	18	12.5%	20	-11.8%	
<b>METHOD COUNT TOTAL</b>	<b>155</b>	<b>184</b>	<b>171</b>	<b>223</b>	<b>181</b>	<b>142</b>	<b>-21.5%</b>	<b>183</b>	<b>-22.3%</b>	
<b>INCIDENT COUNT TOTAL</b>	<b>139</b>	<b>158</b>	<b>155</b>	<b>211</b>	<b>165</b>	<b>134</b>	<b>-18.8%</b>	<b>166</b>	<b>-19.1%</b>	
<b>OFFICER COUNT TOTAL</b>	<b>158</b>	<b>177</b>	<b>172</b>	<b>241</b>	<b>188</b>	<b>155</b>	<b>-17.6%</b>	<b>187</b>	<b>-17.2%</b>	

\* The warning arc function became available in 2023 when the CEW model was upgraded and gradually replaced.

Figure 3 – Force Methods Summary, 2025



# APPENDIX B

## REPORTING REQUIREMENTS

CPS DEUoF policy<sup>11</sup> requires officers to report the use of force by completing an SBOR report by end of shift in every instance, other than training or qualification where officer(s):

- a. apply any empty hand physical force to a subject above the level of handcuffing or low-level pain compliance such as joint locks or pressure points, including but not limited to:
  - i. stuns, punches, strikes or kicks; or
  - ii. leverage or impact (dynamic) takedowns where a person has been taken to the ground;
- b. use a chemical agent when a subject is present (for example, OC spray);
- c. strike a subject with a baton or use a baton as a leverage tool;
- d. use a leg restraint strap;
- e. use a restraint ring;
- f. use a spit mask;
- g. use a police vehicle to intentionally contact an occupied motor vehicle (per the Code 700 (Vehicle-Based Tactics) policy);
- h. deploy a tire deflation device (TDD) (per the Code 700 (Vehicle-Based Tactics) policy);
- i. point, illuminate, conduct a warning arc, or discharge a CEW at a person;
- j. point a firearm, specialty munition or impact munition at a person;
- k. discharge a firearm, specialty munition or impact munition. If using a firearm to dispatch an animal, an Info Post needs to be completed (per the Assistance to Animal Control Officer policy when dispatching an injured animal);
- l. deploy a police service dog and contact occurs;
- m. when force is used on a subject during a forced entry and/or when a subject is injured during a forced entry;
- n. are involved in an unintentional firearm discharge at a Service firearm range or an unintentional discharge of any other Service weapon;
- o. apply force to a subject that results in visible injury, loss of consciousness or medical distress; or
- p. any other use of force that is not an approved tactic but can be articulated in exigent or grievous body harm or death situations.

---

<sup>11</sup> Source: CPS Policy Development Section; July 2024

# APPENDIX C

## GLOSSARY OF TERMS AND DEFINITIONS

**Conducted energy weapon (CEW):** an electronic device designed to physically incapacitate a subject to allow officers to restrain and gain control of the subject.

**Dynamic takedown:** a displacement technique which requires an officer to use a degree of measured force to take a subject from an upright position to the ground to gain lawful control over them. Taking a subject to the ground in a controlled manner lowers the risk of physical harm both to the subject and to the officer.

**Extended range impact weapon (ERIW):** a less-lethal launcher which fires less-lethal rounds of foam, wooden or tear gas payloads. The system includes a launcher and impact munitions (standard, non-irritant, “rubber”) known as projectiles. A Less Lethal Officer is an officer who has received training and has met the standards required to use the ERIW system.

**Force:** The International Association of Chiefs of Police defines force as the “amount of effort required by police to compel compliance by an unwilling subject”.

**Force Review Officer (FRO):** a designated CPS officer, assigned to review all reported use of force applications to ensure compliance with policy, relevant legislation, and training standards. The FRO may conduct feedback sessions with officers as necessary.

**Joint lock:** a grappling technique involving manipulation of subject’s joints in a way that the joints (typically wrists, arms, or knees) reach their maximal degree of motion. These pain compliance holds typically include arm-, leg- and wristlocks and small joint manipulation.

**Leg restraint:** a device applied to legs or ankles that, just like handcuffs, limits the subject’s movement. It greatly reduces the chance of escape, reduce injury to officers, self-injury to subjects and damage to transportation vehicle. CPS does not apply leg restraint strap in the maximum restraint position.

**Lateral Vascular Neck Restraint® (LVNR®):** the LVNR® is a method of controlling a resisting subject’s head and utilizing their neck to shift body balance to rear and gain compliance. It can be used standing, kneeling or on the ground. The LVNR® is a technique officers use to control combative individuals that considers the subject’s age and health. It is designed to place focused pressure on the blood flow heading to the brain but does not place pressure on a subject’s trachea . It does not affect the respiratory system. CPS officers were trained, certified and

periodically re-qualified (mandatory) in the use of LVNR<sup>®</sup> system until 2022, when the Service discontinued the use of this method.

**Oleoresin capsicum (OC) spray:** a naturally occurring biodegradable substance used as lachrymatory agent that causes physiological reactions such as involuntary swelling of eyes and of airway mucous membranes in subjects, allowing for easier restraining and gaining compliance.

**Other methods:** include techniques such as joint locks and pressure points.

**Person in crisis:** a person experiencing an event that is beyond their ability (or perceived ability) to cope. Their emotions, not their ability to reason, may be controlling their actions.

**Police service dog (PSD):** PSD deployment is an effective use of force option often deployed in the tracking and subsequent apprehension of subjects (often fleeing abandoned stolen vehicles). In incidents involving a PSD contact, the arrestable subjects failed to comply with officer commands and attempted to evade apprehension despite opportunities to surrender peacefully.

**Pressure point:** a technique using application of pressure to a subject's sensitive areas of body, e.g. behind the ear, under the nose or jaw, at the collar bone, to gain compliance.

**Restraint ring:** a restraint ring could be used to control detainee behaviour in person attempting self-harm or displaying precursor behaviours, being combative or violent, damaging CPS property and/or obstructing security cameras in cells; or creating a biohazard situation.

**Spit mask:** a protective head covering which prevents the transfer of body fluids from one person to another.

**Tire deflation device (TDD):** a tool that punctures tires, resulting in a controlled deflation.

**Unintentional discharge:** an inadvertent firing of a service weapon (a firearm, CEW or a less lethal device) for any reason, including user induced and/or mechanical malfunction and/or discharge of a CEW or CEW cartridge due to static electricity and/or due to an undetermined cause.

**Vehicle-based tactics (VBT):** refers to a range of measures officers can employ to safely apprehend the driver of a motor vehicle. These include prevention and intervention techniques and may include the use of preventative tools or tactics, vehicle disabling devices or an intentional vehicle contact. It is often deployed to avoid police pursuits and/or to prevent escalation of use of force in situations potentially presenting an increased public and officer safety risks.



# 2025 Annual De-Escalation and Use of Force Report

Insp Lon Brewster  
Analyst Alexandra Hrk  
May 2026





# Introduction

- De-escalation and Use of Force Reporting
  - SBOR reports
  - reporting requirements
  - annual report – current year & 5 previous years
  - reports & force used
    - reviewed, assessed and analyzed
    - inform training, direction and strategy for the CPS



# De-Escalation & Use of Force

- De-escalation strategies and tactics
- Some encounters – dynamic, volatile, emotionally charged
- Officers: trained & required to continuously assess risks  
may only employ approved procedures & tactics





# 2025 Report Findings



- The volume of incidents involving the use of force decreased (2025: 750)
  - an 8yr low
  - 8% from 2024
  - 14% below 5yr average (avg: 869)
  - **1 in 788** or in **0.13%** of officer/public interactions
    - 2025: ~590,000 officer/public interactions = 1616/day
    - 99.87% of officer/public interactions: no force used



# 2025 Report Findings



- Context:
  - Increases
    - countable officer/public interactions
    - certain types of crime & disorder CFS
    - stuns/strikes
  - Decreases:
    - other types of crime & disorder CFS
    - CEW use, dynamic takedowns
  - Complex calls involving weapons/drugs/MH persist
  - Large-scale operations  
(reducing crime/disorder before it happens)



# Commitment to Continuous Improvement

- Review/assessment to ensure each use of force incident is reviewed
  - use of force expert (SME; testifying in court)
- Ongoing training and development
  - policy and SOPs
  - training
  - equipment
  - organizational learning



