



REPORT TO CALGARY POLICE COMMISSION



Hate Crime Prevention Team 2019-2023 Analytical Summary Report

Date

2023 05 15

Commission Role

- Information only Approval

Type of Meeting

- Full Commission meeting
 Governance and Personnel (G&P) Sub-Committee
 Finance and Audit (F&A) Sub-Committee
 Complaint Oversight (COC) Sub-Committee
 Anti-Racism Committee

Purpose

Select the appropriate category (below) to explain “why” the Commission is receiving this report and (if applicable) insert a narrative here identifying the report’s alignment to the 2019-2022 CPS Service Action Plans (Strategic Priority/Objective/Action Plan).

- Obligation under the *Police Act*
 Update on progress
 Other: **Hate Crime Prevention Team Analytical Summary Report, 2019-2023 Analysis and statistical information on files investigated by the CPS Hate Crime Prevention Team.**

Background / Issue

Analytical Summary of Files Investigated for Suspected Hate Motivation 2019 – Q1 2023

HATE/BIAS MOTIVATION	2019	2020	2021	2022	2023 Q1
Total Files Reviewed	160	240	385	371	52
HB Motivated Crimes	73	121	114	106	14
HB Motivated Incidents (Non-Criminal)	42	43	82	140	23
Not Motivated by HB	45	76	189	125	11
Active Files (Not Determined Yet)	N/A	N/A	N/A	N/A	4

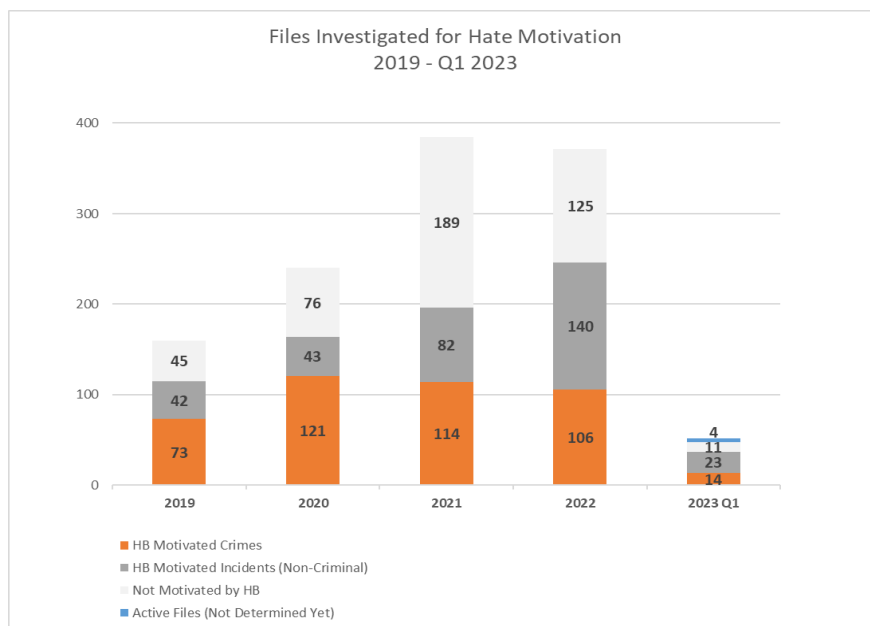
In 2022, 371 files were investigated by the Hate Crime Prevention Team. Of those:

- 106 files (29%) were deemed hate/bias motivated crimes;
- 140 files (38%) were deemed hate/bias-related incidents; and
- 125 files (34%) were deemed not motivated by hate/bias.

In the first quarter of 2023, 52 files were investigated by the Hate Crime Prevention Team. Of those:

- 14 files (27%) were deemed hate/bias motivated crimes;
- 23 files (44%) were deemed hate/bias-related incidents; and
- 11 files (21%) were deemed not motivated by hate/bias.
- 4 files (8%) are still being investigated and have not been categorized so far.

This is a visualization of the statistical information to complete this information.



Discussion / Analysis

Analysis of 2019-2022 (last four years)

When looking at the last four years of available data, the hate motivated crimes shot up in 2020, from 73 crimes in 2019 to 121 in 2020 (an increase of 48 files; 66%). These crimes then decreased slightly in 2021 (n=114; a decrease of seven files y-o-y; or 6%) and slightly decreased again in 2022 (n=106; a decrease of eight files y-o-y; or 8%).

The volume of files investigated in the last four years have increased significantly; from 160 in 2019 to 240 in 2020 (+80 files; or +50%) to 385 in 2021 (+145 files; or +60%). The elevated volume of files investigated was sustained in 2022 with 371 investigated files.

This major increase in file volume is not necessarily a reflection of significantly higher volumes of occurrences involving hate/bias. These increases are influenced to a large degree by the extensive proactive work done to identify the highest possible counts of potentially-hate-motivated files, and by the ongoing endeavors to educate officers on recognizing displays of hate/bias and the importance of proper reporting. Both are tangible results of efforts expended by the hate crime investigator and the hate crime analyst.

2020 saw an influx of incidents motivated by or showing hate/bias against the East/Southeast Asian community (largely anti-Chinese), driven by the hatred and bias related to the COVID-19 pandemic and this community being perceived by some as the “cause of the virus.”

2021 saw an influx of incidents motivated/showing hate/bias against the Catholic and Anglican churches, driven by the discoveries of the mass graves at former residential school sites and the public announcements of these. All the displays of this type of hate took place on or around July 1st (Canada Day).

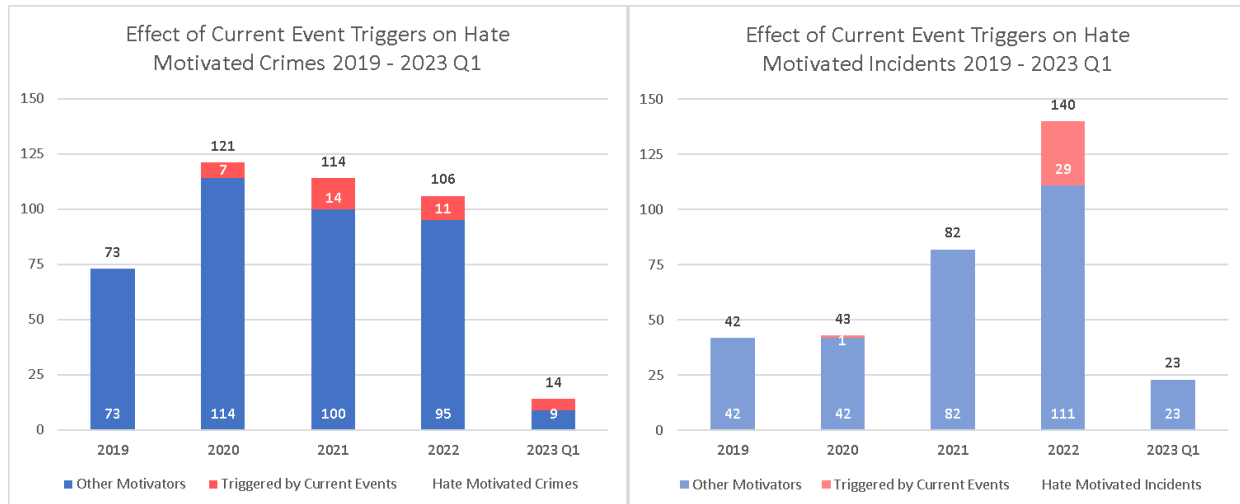
Of note for 2022 was many investigated files motivated by a response to the Russian invasion into Ukraine in February of 2022. After investigating all the files, nine were deemed a hate crime and another 28 were hate incidents.

Another theme of note was a series of four investigated files (one deemed a HB crime; two HB incidents and one was criminal but not HB motivated) where the Church of the Latter-Day Saints (LDS) had been targeted on the heels of a Netflix-produced mini-series named “Keep Sweet – Pray and Obey” documenting the Fundamentalist LDS (FLDS) church in the USA. The offender(s) of these four incidents were apparently attempting to “correct” the LDS church to “proper Christian”.

In Q1 2023 we’ve identified 14 files as motivated by hate. So far, an increase of hate files motivated by sexual orientation was observed. This trend started with an allegation widely spread in certain social media of a person present in the opposite gender change rooms of a recreation facility.

It can be said in general, that over the last three years we did see an increase in displays of various types of hate/bias (even though not necessarily directly reflected in HB motivated crimes and HB motivated incidents). These are likely correlated with a general trend of our society displaying symptoms related to stress, anxiety, and tiredness, often reflecting in increases of mental health issues, addictions, and a general loss of patience, tolerance, personal “filters” and behaviours associated with good manners.

This is a visualization of how particular societal events and trends each year affect the volumes of hate motivated crimes and incidents.



Analysis of 2022

The most frequent motivator behind the 106 hate/bias crimes was race/ethnicity (n=57, 54%), distantly followed by religion (n=28; 26%), and sexual orientation (n=14; 13%).

The most frequently targeted race/ethnicity was Black (n=15; 26%). It is of note to mention this community in Calgary has been quite diligent in reporting incidents perceived as racially/ethnically motivated. The second most frequently targeted was South Asian (East Indian, Pakistani, etc.), (n=10; 18%). This community has historically been a frequent target of racially motivated incidents and racially motivated crimes. They are very often a victim of racial slurs uttered towards them, and it is estimated that a large number of these types of incidents go unreported. The third most frequently targeted group was East & Southeast Asian (n=9; 16%).

The second most frequent motivator is religion (n=27; 26%), where the most frequently targeted group is Jewish (n=12; 44%).

The third most frequent motivator is sexual orientation. 2022 saw 14 hate crimes with this motivator, at par with the average of the previous three years (15). Of the 14 crimes in 2022 with sexual orientation being the motivator, 11 were in the category homosexual (lesbian or gay), slightly below the three-year average of 15.

Attachments (if any)

Overview of Hate Motivated Crimes and Incidents Investigated by CPS, 2019 – 2023 Q1

HATE/BIAS MOTIVATION	2019	2020	2021	2022	2023 Q1
Total Files Reviewed	160	240	385	371	52
HB Motivated Crimes	73	121	114	106	14
HB Motivated Incidents (Non-Criminal)	42	43	82	140	23
Not Motivated by HB Active Files (Not Determined Yet)	45	76	189	125	11
	N/A	N/A	N/A	N/A	4

CRIMES MOTIVATED BY HATE/BIAS					
	2019	2020	2021	2022	2023 (YTD)
TOTAL	73	121	114	106	14
Race/Ethnicity	35	84	62	57	2
Aboriginal	1	2	8	1	
Arab/West Asian	4	3	5	2	
Black	14	26	27	15	1
East & SouthEast Asian	5	18	6	9	
South Asian	7	21	11	10	
White	3	6	2	6	
Other Race/Ethnicity		4	1	10	
Multiple Races/Ethnicities	1	4	2	4	1

Religion	21	16	29	28	4
Catholic		2	15	2	
Jewish	9	8	10	13	2
Muslim	10	3	3	2	1
Other	2	3	1	11	1

Gender	1	5	3	3	0
Female		4		1	
Male					
Other Sex	1	1	3	2	

Sexual Orientation	16	13	17	14*	7**
Bisexual	1				
Heterosexual					
Homosexual (Lesbian or Gay)	15	13	17	11	3

Mental or Physical Disability	0	0	0	0	1
Mental Disability					1
Physical Disability					
Other Disability					

Language	0	3	0	2	0
English					
French		1		1	
Other Language		2		1	

Other Similar Factor	0	0	3	2	0
Other Similar Factor			3	2	

*3 cases cannot be categorized by using the current CCJCSS categories.
 **4 cases cannot be categorized by using the current CCJCSS categories.

INCIDENTS MOTIVATED BY HATE/BIAS (NON-CRIMINAL, NOT REPORTABLE TO STATS CANADA)					
	2019	2020	2021	2022	2023 Q1
TOTAL	41	43	82	140	23**
Race/Ethnicity	25	34	59	96	13
Aboriginal	1	2	4	1	1
Arab/West Asian	9	2	4	5	2
Black	5	14	12	29	3
East & SouthEast Asian	4	4	15	7	2
South Asian		6	8	13	1
White	2	3	3	1	1
Other Race/Ethnicity			2	32	1
Multiple Races/Ethnicities	4	3	11	8	2

Religion	12	5	12	12	0
Catholic				1	
Jewish	2		5	2	
Muslim	4	4	5	6	
Other	6	1	2	3	

Gender	1		2	8	1
Female				3	
Male				1	
Other Sex	1		2	4	1

Sexual Orientation	3	2	5	15*	3
Bisexual					
Heterosexual	1				
Homosexual (Lesbian or Gay)	2	2	5	14	3

Mental or Physical Disability	0	0	0	0	0
Mental Disability					
Physical Disability					
Other Disability					

Language		1	0	0	0
English		1			
French		0			
Other Language		0			

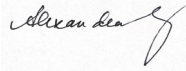
Other Similar Factor		1	4	9	4
Other Similar Factor		1	4	9	4

*One incident cannot be categorized by using the current CCJCSS categories.
 ** Two incidents cannot be categorized by using the current CCJCSS categories.

Please direct any questions to the CPS Hate Crime Prevention Team:
 Constable Matt Messenger, Investigator mmessenger@calgarypolice.ca
 Alexandra Hrk, Strategic Analyst ahrk@calgarypolice.ca
 Sergeant Greg McNeil gmcneil@calgarypolice.ca

Approval signatures

AUTHOR signature:



(2023-05-15)

Alexandra Hrk, Strategic Analyst

Date

(Service and Community Support Section) (Strategic Plan-Partnership Division)

REVIEWED BY signature:

Beverly L Voros

(2023-05-15)

A/Supt Beverly Voros

Date

(Service and Community Support Section) (Strategic Plan-Partnership Division)

EXECUTIVE SPONSOR signature:



(2023-05-17)

Katie McLellan, Deputy chief

Date

Bureau of Service & Community Support

CHIEF OF POLICE signature:

(YYYY MM DD)

Mark Neufeld, Chief of Police

Date

Office of the Chief
