



ISC: Unclassified Info

Unsolved Homicides in Calgary

Presenter: Ryan Ayliffe, Superintendent
Criminal Investigations Division

2023 May 31





Purposes of Study

ISC: Unclassified Info

- Unsolved homicide analysis previously conducted in 2016 needed updating.
- To provide a better understanding of the differences between homicides that are quickly solved and those remaining uncleared by Police.
- To discover how often homicide victims' families are contacted by Police.
- To take a more trauma-informed approach to homicide investigation.



Analysis: General Overview

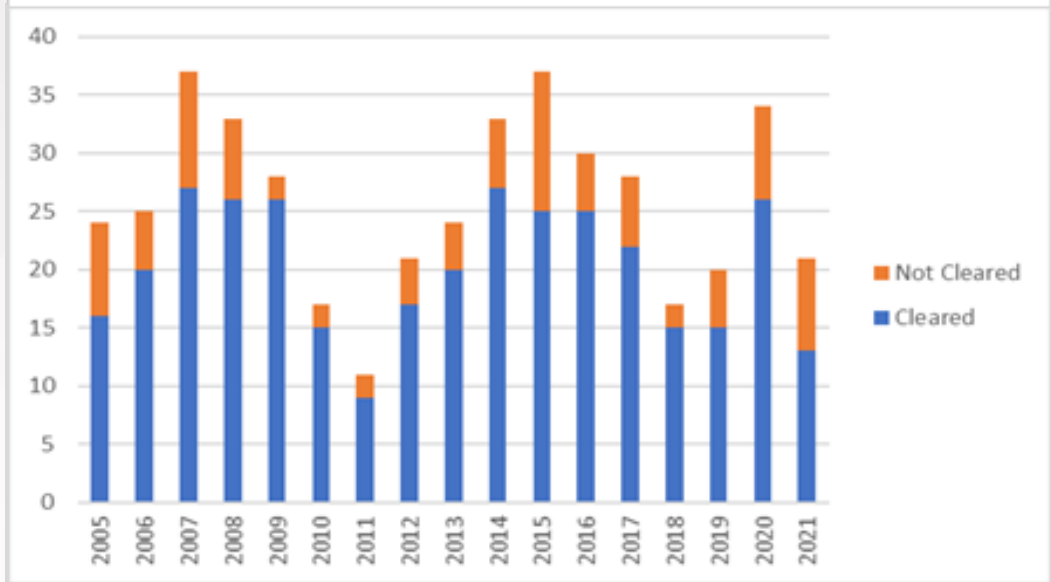
During 2005-2021, there were 440 murders in Calgary, or an average of 26/year and a range of 11-to-37. By the end of 2021, 96 of those remained unsolved.

- 140 of these 440 murders can be attributed to organized crime (80) or drugs (60). These are the most difficult to solve – 50 OC and 13 Drug remain unsolved.
 - Stats Can: Median Solve Time for Homicides – 1 day. For Gang-Related Homicides – 10.5 days.
- The years with the lowest clearance rates have the highest proportion of OC or drug-motivated cases as well as a high % of gun homicides.
- During 2005-2021, we had 144 homicides in our city caused by a firearm. Two-thirds of unsolved homicides were committed with guns.
 - Gun homicides are harder to solve given the lack of physical evidence and the fact that witnesses are generally not as forthcoming in their interviews with Police.
- Nationally, homicides are solved on average in 36 days. In Calgary, our average is 25 days.
- Nationally, it takes *longer* to solved homicides of Racialized victims. In Calgary, the opposite is true.



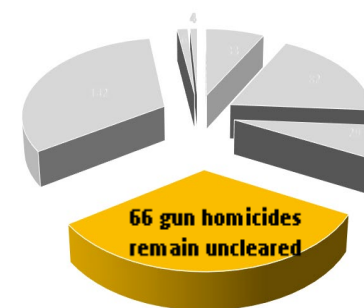
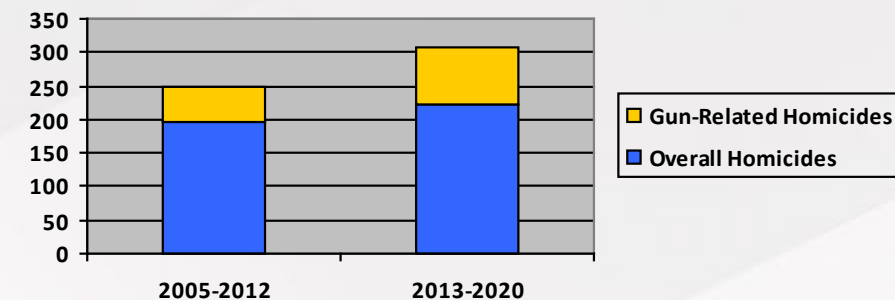
Homicide Clearance and Shooting Deaths

Figure 1. Homicide Clearance in Calgary: 2005-2021.



60% of Unsolved Homicides in Calgary were caused by guns AND were motivated by either organized crime or drugs.

Figure 2. Gun-Related and Overall Homicides: Comparing Periods.



Two-thirds of our unsolved homicides were caused by a gun (66 of 96).



Analysis: Race

ISC: Unclassified Info

Calgary has been fortunate to see a relatively small number of missing (long-term) or murdered Indigenous victims, particularly women. Since 2010, 2 Indigenous Female victims and 4 Indigenous Males are counted among our unsolved homicides.

Almost half of all homicide victims in Calgary are White (42%; 122). The remaining breakdown is:

- Black (17%, N=49)
- Indigenous (13%, N=38)
- Asian (11%, N=31)
- Middle Eastern (8%, N=22)
- Indian / South Asian (5%, N=16)
- Hispanic (3%)

The population of Calgary CMA was:

- 60% “European heritage”
- 4% “Aboriginal heritage”
- 36% “visible minority”

Given the population breakdown of Calgary CMA, we clearly have an over-representation of homicide victims that fall into the Aboriginal and Visible Minority Race categories.



What CPS is doing well

ISC: Unclassified Info

- We have a relatively high overall clearance rate of 79%. By comparison, the national rate was 67% (at last reporting – 2021).
- Among 164 Accused persons charged in a Calgary homicide case during 2015-2021, one-third were charged in “The First 48”.
- Nationally, the average solve time for a homicide was 36 days. In Calgary, it was 25 days.
- Contrary to national findings, Calgary’s solve rate is faster than Canada’s overall with Racialized victims, as opposed to non-Racialized victims.
- We are working hard to improve our current practice in keeping homicide victims’ families updated on the progress (or lack of progress) in their loved one’s investigation, thereby being more trauma-informed in our approach to these investigations.



Next Steps and Areas of Improvement

Commitment to continuous improvement:

- Update our data going back to 2000
- Updates to how and when we contact homicide victims' families
- Inform victims' families of our plans for communicating with them
- Re-name our "Cold Case Team" to a more trauma-informed team name:
Historical Unsolved Homicide Team